

# FREE SUMMER BUCKET LIST ACTIVITY



Pam Olivieri- Curriculum Designer





Materials:  
Colored Paper  
Ribbon  
Printables

Directions:

1. Make copies of list for each student and have them fill it out.
2. Print a copy of the pail, rim, and shovel. Create stencils.
3. Either cut out piece ahead of time or have students trace and cut.
4. Glue ribbon, then place rim over it.
5. Cut other pieces out and glue onto pail.


## FREE SUMMER BUCKET LIST ACTIVITY





# Summer Bucket List

<input type="checkbox"/>	_____
<input type="checkbox"/>	_____
<input type="checkbox"/>	_____
<input type="checkbox"/>	_____
<input type="checkbox"/>	_____



# Summer Bucket List

<input type="checkbox"/>	_____
<input type="checkbox"/>	_____
<input type="checkbox"/>	_____
<input type="checkbox"/>	_____
<input type="checkbox"/>	_____

